

CAD/CAM CONSULTING SERVICES INC.

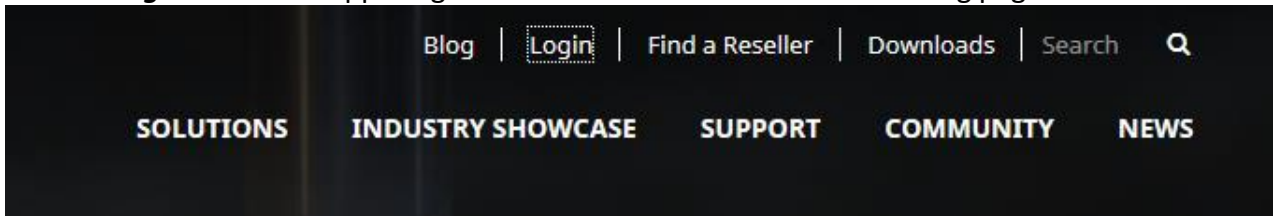
SALES • SERVICE • SUPPORT

Mastercam.com Account Registration and Linking Instructions

Linking is required to access customer areas of the website such as downloads, forums, tech exchange and the support knowledgebase.

****If you have already created an account skip to step 7 of this document****

1. Launch your web browser and navigate to **www.mastercam.com** or just click this link: www.mastercam.com
2. Click on **Login** link in the upper right corner of the Mastercam.com landing page.



3. When the **User Login** page is displayed select **Create One** under **Don't have an account?**

USER LOGIN

User Name:

Password:

LOGIN

[Forgot User Name?](#)

[Forgot Password?](#)

Don't have an account?
Create One. It's simple and free!

Creating an account allows you to:

- Participate in forum discussions,
- Access select knowledgebase articles,
- Download your Mastercam products,
- Contact Mastercam for assistance,
- And much more!


Mastercam®

AUTHORIZED | RESELLER | TRAINING CENTER

Corporate Office: 810 Lawrence Dr Suite# 220
Orange County: 2940 E La Cresta Avenue
Visit our WEB page: URL <http://www.cad-cam.com>

Newbury Park, CA. 91320-1449
Anaheim, CA 92806-1833

805.375.7676 Fax 805.375.7678
714.333.9020 Fax 714.333.9022
e-mail us at: sales@cad-cam.com



CAD/CAM CONSULTING SERVICES INC.

SALES • SERVICE • SUPPORT

4. Complete the personal information requested and click **Create Account** on the bottom

CREATE YOUR ACCOUNT

First Name: *

Last Name: *


Email Address: *

Password:

Confirm Password: *

I've read and agree to the Terms of Use and Privacy Policy. By checking this box, I acknowledge that I opt-in to the ability to read and post on CNC Software's Public Forum.

[Privacy Policy](#) [Terms of Use](#)

I'm not a robot 

CREATE ACCOUNT

left.

5. A message displays that your account was created successfully. An email is sent to you from **donotreply@mastercam.com** with validation instructions. Check your spam and junk folders if you do not receive the email. A login name is generated *automatically* and is included in the email.

ACCOUNT CREATED

Your account was created. An email was sent to the email address you signed up with which includes instructions on validating your account.

You can also follow the link below to direct you to the validation page.

[Validate my account](#)

6. Follow the instructions in the email to validate your account.


Mastercam®

AUTHORIZED | RESELLER | TRAINING CENTER

Corporate Office: 810 Lawrence Dr Suite# 220
Orange County: 2940 E La Cresta Avenue
Visit our WEB page: URL <http://www.cad-cam.com>

Newbury Park, CA. 91320-1449
Anaheim, CA 92806-1833

805.375.7676 Fax 805.375.7678
714.333.9020 Fax 714.333.9022
e-mail us at: sales@cad-cam.com



CAD/CAM CONSULTING SERVICES INC.

SALES • SERVICE • SUPPORT

7. Launch Mastercam. Navigate to file> Community> Link Account.

Mastercam Design 2019

The screenshot shows the Mastercam software interface. On the left is a blue vertical menu with options: Info, New, Open, Open in Editor, Merge, Save, Save As, Save Some, Zip2Go, Convert, Print, Help, Community (highlighted), Configuration, and Options. The main area is titled 'Community' and contains several options:

- Link on Mastercam.com**: Link your Mastercam installation to your Mastercam.com user account to enjoy additional customer-only benefits. (This option is highlighted with a green box in the original image.)
- Mastercam University**: Participate in online Mastercam training with the option for certification.
- Mastercam Community App**: Stay in touch with the Mastercam Community through this mobile app.
- Mastercam Forums**: Participate in conversations about Mastercam products.
- Mastercam Knowledge Base**: Find solutions for common Mastercam issues.

8. Allow the *MastercamDotComLinking.exe* file to make changes to the computer by clicking the **Yes** button. Generate a linking code. Use the **Copy** button in the Linking Code generator. If the computer running Mastercam does not have access to the internet, click **Save** to place the code in a Notepad text file for saving. You can finish this process


Mastercam®

AUTHORIZED | RESELLER | TRAINING CENTER

Corporate Office: 810 Lawrence Dr Suite# 220
Orange County: 2940 E La Cresta Avenue
Visit our WEB page: URL <http://www.cad-cam.com>

Newbury Park, CA. 91320-1449
Anaheim, CA 92806-1833

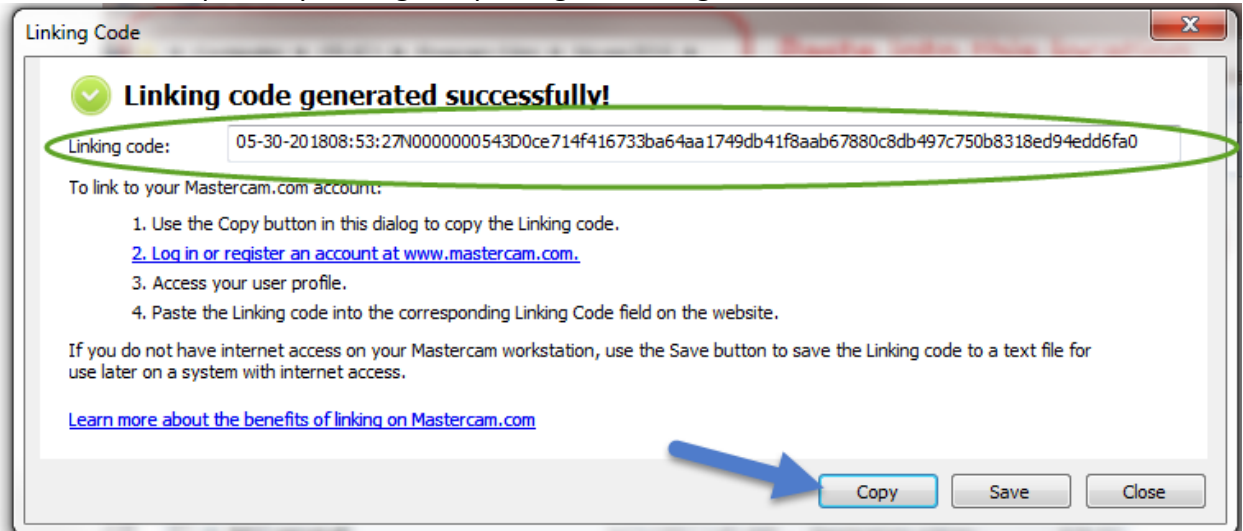
805.375.7676 Fax 805.375.7678
714.333.9020 Fax 714.333.9022
e-mail us at: sales@cad-cam.com



CAD/CAM CONSULTING SERVICES INC.

SALES • SERVICE • SUPPORT

on another computer by cutting and pasting the linking code from the saved text file.



9. Navigate back to <http://www.mastercam.com/en-us/> **Login** on the top right corner, click on your user name. **Under Account & Contact info** scroll to the bottom of the page and select **Link Your Account**.

LINK YOUR ACCOUNT

You are currently linked to:
CAD/CAM CONSULTING SERVICES INC.

Linking allows us to associate your Mastercam.com user with a Mastercam customer account. Mastercam customers gain access to additional features on Mastercam.com, including user forums, product downloads, knowledge base, tutorials, webinars, and documentation.

[Link Your Account](#)

10. You now have access to the customer areas of the new website, including user discussion forums, Tech Exchange, Mastercam product downloads and even the support knowledgebase.

If you are having problems getting registered and linked please email us at

mcsupport@cad-cam.com

Mastercam®

AUTHORIZED | RESELLER | TRAINING CENTER

Corporate Office: 810 Lawrence Dr Suite# 220
Orange County: 2940 E La Cresta Avenue
Visit our WEB page: URL <http://www.cad-cam.com>

Newbury Park, CA. 91320-1449
Anaheim, CA 92806-1833

805.375.7676
714.333.9020
e-mail us at: sales@cad-cam.com

Fax 805.375.7678
Fax 714.333.9022